



BELGARD
PAVES THE WAY




SHOP BY COLLECTION



METROPOLITAN

Smooth finish. Straight lines.

Artforms™ Panel Systemp. 12
Paversp. 16
Wallsp. 62



NATURAL

Look of slate and worn stone. Sculpted.

Paversp. 26
Wallsp. 66
Featuresp. 80



HERITAGE


Antiqued. Tumbled.

Paversp. 40
Wallsp. 70
Featuresp. 92

LEGACY

Soft edges. Split face.

Paversp. 46
Wallsp. 74
Featuresp. 81



PORCELAIN

High-definition.
Unbeatable durability.

Paversp. 54
Featuresp. 82



ENVIRONMENTAL

Permeable. Eco-Friendly.

Paversp. 50



SHOP BY APPLICATION



14 PAVERS

Metropolitan.....	p. 16
Natural.....	p. 26
Heritage.....	p. 40
Legacy.....	p. 46
Environmental.....	p. 50
Porcelain.....	p. 54



60 WALLS

Metropolitan.....	p. 62
Natural.....	p. 66
Heritage.....	p. 70
Legacy.....	p. 74




78 FEATURES

Artforms™ Panel System.....	p. 12
Coping.....	p. 81
Steps.....	p. 80
Elements.....	p. 84
Fire Features.....	p. 94
Lighting.....	p. 96
Paver Restoration.....	p. 98

YOUR NEW OUTDOOR ROOM AWAITS

You've been dreaming about it. Get inspiration. Get design tips. Then, get ready to start living!



Composite Decking



Outdoor Room



TERRARIUM



MARIGOLD



JETSET

- Living
- Office
- Kitchen
- Dining
- Garden
- Decking

Belgard.com/Rooms

Borders



Planter





METROPOLITAN FIRE PIT LIVING ROOM 6A



METROPOLITAN OFFICE SPACE 3A



NATURAL KITCHEN 5A



NATURAL DINING ROOM 1A



METROPOLITAN KITCHEN 10A

BELGARD ROOMS

BROUGHT TO YOU BY
BELGARD DESIGN STUDIO

SHOP BY ROOM

A NEW WAY TO DESIGN YOUR SPACE

With over 100 designs to choose from, Belgard Rooms can help you plan the ideal backyard addition. Choose from a variety of room sizes, styles and design features. Each room is designed to work alone or seamlessly pair with other rooms within the portfolio. For total backyard transformations, browse our library of beautifully coordinated Multi-Room Spaces.

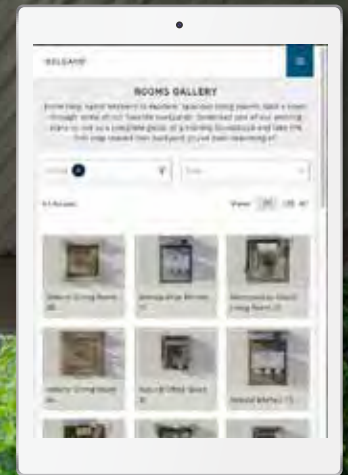
VIEW THE GALLERY AND BROWSE ANIMATED TOURS AT Belgard.com/Rooms

SEE ROOMS
COME TO LIFE



BROWSE.
PICK.
CLICK.

Our full portfolio of room designs can help bring your vision to life.



design tip

Your contractor can work with the Belgard Design Studio to adjust product selections and room features to fit your personal needs.

2022



2016



2020

2021

2018

2019

2017

HGTV
DREAM HOME
PROUD SPONSOR 2022

ROOM *to* DREAM

7 YEARS OF INSPIRING OUTDOOR
LIVING DREAMS TOGETHER

Our long-term sponsorship of the HGTV® Dream Home means collaborating with top design professionals to create trend-forward outdoor spaces that inspire millions of homeowners. Visit [Belgard.com/HGTVDreamHome](https://www.belgard.com/HGTVDreamHome)

HGTV, HGTV Dream Home, HGTV Dream Home Giveaway and their associated logos are trademarks of Discovery or its subsidiaries and affiliates. All rights reserved. Photos © 2021 Discovery or its subsidiaries and affiliates. All rights reserved.

COLOR

2022



JETSET

Belgard's Color of the Year

Jetset is an energizing hue, full of optimism and the promise of a glorious day.

Keep the surrounding space in mind when choosing hardscape colors. Monochromatic and neutral tones can create a sleek, contemporary look. Whereas, contrasting hues work well for creating intricate eye-catching designs. Accessorize with our color of the year to complete your space.

2020



TERRARIUM

2021



MARIGOLD

Our previous colors of the year will still be seen in this year's accessory color palette. For a more subdued look, pull from the soft greens of 2020. For an energized feel, sprinkle in pops of Marigold.

TEXTURE

Texture plays an integral role in outdoor living design. The textures chosen can add a dimensional aspect, a time-worn aesthetic or an element of sophistication.



SLATE / RUSTIC




SCULPTED



COBBLED




DIMPLED



SMOOTH / GRANA



STANDARD



DISTRESSED



TUMBLED

SCALE

Depending on the design goals, the shape and size of a paver can help make an outdoor space look more cozy, more open and contemporary, or more in harmony with the surrounding environment.

4" X 8"
HOLLAND STONE



VARIES BETWEEN 4"-6"
BELGIAN COBBLE™



6" X 12"
DIMENSIONS™



15 3/8" X 11 1/4"
MEGA-ARBEL™




18" X 27"
DIMENSIONS™ 18





METROPOLITAN



NATURAL



HERITAGE


COLLECTIONS

BY BELGARD®


Organized by texture and style, each collection offers coordinated looks that pair well together or can be mixed and matched for a unique design.



LEGACY



ENVIRONMENTAL



PORCELAIN



METROPOLITAN
COLLECTION




SPECIAL
ORDER

ARTFORMS™


Artforms simplifies the design of contemporary outdoor living spaces. This unique modular panel system offers sleek lines and rich color blends to create eye-catching outdoor kitchens and limitless outdoor living features.



VISIT [Beldgard.com/Artforms](http://Belgard.com/Artforms)
FOR MORE INSPIRATION



AMBER BEIGE



ROCKLAND BLACK



SCANDINA GRAY

6 x 36

18 x 36





METROPOLITAN

18

Dimensions™ 6

20

Dimensions™ 12

22

Dimensions™ 18

24

Dimensions™ Accents

NATURAL

28

Origins™ 6

30

Origins™ 12

32

Origins™ 18

34

Origins™ Accents

36

Mega-Arbel® Patio Slab

38

Mega-Lafitt®

HERITAGE

40

Belgian Cobble®

42

Dublin Cobble®

44

Mega-Stone™

LEGACY

46

Cambridge Cobble®

48

Holland Stone

ENVIRONMENTAL

50

Aqua-Bric® Type 1

52

Eco Urbana®

53

Turfstone™

PORCELAIN

54

Genoa

55

Foundation

56

Noon

58

Quarziti 2.0

PORCELAIN LEGEND



UNIFORM
APPEARANCE



SLIGHT
VARIATION



MODERATE
VARIATION



SUBSTANTIAL
VARIATION



LOW SOLAR HEAT
ABSORPTION

slate • smooth • tumbled



PAVERS

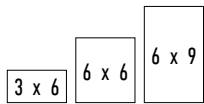
METROPOLITAN
COLLECTION 



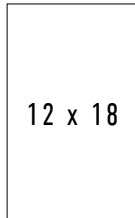
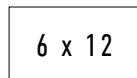
DIMENSIONS™

Simplify design and installation with modular Dimensions pavers. Dimensions are sized in true 3" increments and can be easily paired with Origins (page 26) to add a contrasting texture to your design.


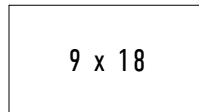
VISIT [Beldgard.com/Simple](http://Belgard.com/Simple)
FOR MORE INSPIRATION




DIMENSIONS 6



DIMENSIONS 12



DIMENSIONS 18



design tip
 Protect your investment
 with sealant. **See page 98**

DIMENSIONS 6™

PAVER / 60MM




3 x 6


6 x 6

6 x 9

**Swatch represents product color only*



ARCTIC



ARDENNES*



POTOMAC



SAVANNAH





DIMENSIONS™ 12

SLAB / 60MM




6 x 12


12 x 12

12 x 18

**This product is not recommended for vehicular use **Swatch represents product color only*



ARCTIC



ARDENNES**



POTOMAC




SAVANNAH



DIMENSIONS™ 18

SLAB / 60MM




9 x 18

18 x 18

18 x 27



ARCTIC



ARDENNES**



POTOMAC



SAVANNAH






Belgard.com/HGTVdreamhome

DIMENSIONS™


ACCENT / 60MM




**Swatch represents product color only*



ARCTIC



ARDENNES*



GRAPHITE



POTOMAC



SAVANNAH

6 x 9

FINISH YOUR SPACE

For a cohesive look, add walls or finishing touches to your space with these coordinating products from the **Metropolitan Collection**.

WALLS



MELVILLE™ WALL PG. 62



MELVILLE TANDEM™ PG. 64



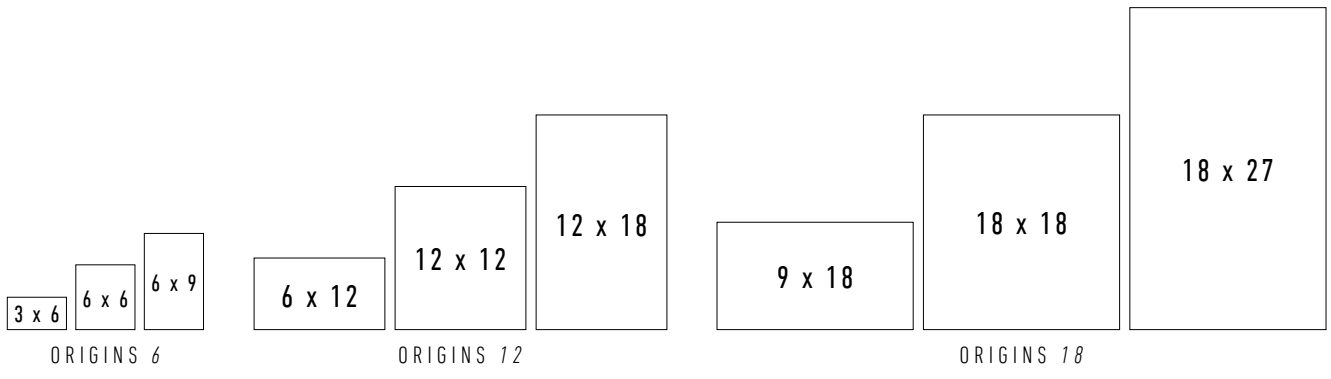
NATURAL
COLLECTION 



ORIGINS™

Simplify design and installation with modular Origins pavers. Origins are sized in true 3" increments and can be easily paired with Dimensions (page 16) to add a contrasting texture to your design.

VISIT [Beldgard.com/Simple](http://Belgard.com/Simple)
FOR MORE INSPIRATION



ORIGINS™ 6

PAVER / 60MM



3 x 6

6 x 6

6 x 9

**Swatch represents product color only*



ARCTIC



ARDENNES



POTOMAC*



SAVANNAH





ORIGINS™ 12

SLAB / 60MM



6 x 12

12 x 12

12 x 18

**This product is not recommended for vehicular use **Swatch represents product color only*



ARCTIC



ARDENNES



POTOMAC**



SAVANNAH





ORIGINS™ 18

SLAB / 60MM



9 x 18

18 x 18

18 x 27

**This product is not recommended for vehicular use **Swatch represents product color only*



ARCTIC



ARDENNES




POTOMAC**



SAVANNAH





ORIGINS™

ACCENT / 60MM



ORIGINS™ ACCENT

6 x 9

**Swatch represents product color only*



ARCTIC



ARDENNES*



GRAPHITE



POTOMAC*



SAVANNAH

ORIGINS™ ACCENT



MEGA-ARBEL[®]

PATIO SLAB / 60MM



**This product is not recommended for vehicular use*



POTOMAC



SAVANNAH





MEGA-LAFITT®

PAVER / 80MM



Contact your local Belgard Representative for color options.

10½ x 5¼	10½ x 10½	10½ x 15¾
----------	-----------	-----------

FINISH YOUR SPACE

For a cohesive look, add walls or finishing touches to your space with these coordinating products from the **Natural Collection**.

WALLS



ASHLAR TANDEM™ PG. 66




BELAIR WALL® 2.0 PG. 68

FEATURES



BORDEAUX™ FIREPLACE PG. 88



LANDINGS® STEP UNIT PG. 81



BEAUFORT™ GRILL ISLAND PG. 86



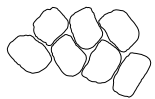


PERMEABLE
OPTION

*with larger joints and proper
base and joint material.*

BELGIAN COBBLE®

PAVER / 60MM



Variable x 2%



MIDNIGHT



MOONLIGHT





DUBLIN COBBLE[®]

PAVER / 60MM



6 x 9

3 x 6

6 x 6

6 x 9

**Available in 6 x 9 only*



DRIFTWOOD



GRAPHITE*



POTOMAC



THUNDERHEAD






MEGA-STONE™

PAVER / 80MM



ARDENNES



GRAPHITE




LINEN

4 3/4 x 9 1/2

FINISH YOUR SPACE

For a cohesive look, add walls or finishing touches to your space with these coordinating products from the **Heritage Collection**.

WALLS



CASTLEMANOR® GRANA PG. 70



CASTLEMANOR® RUSTIC PG. 72



WESTON STONE™ PG. 73

FEATURES



BRIGHTON™ SERIES PG. 92



WESTON STONE™ FIRE PIT PG. 94

CAMBRIDGE COBBLE®

PAVER / 60MM



6 x 9

3 x 6

6 x 6

6 x 9




DRIFTWOOD



POTOMAC



THUNDERHEAD





design tip
Illuminate your space.
See page 96

HOLLAND STONE

PAVER / 60MM



DRIFTWOOD



GRAPHITE



POTOMAC



THUNDERHEAD

4 x 8


FINISH YOUR SPACE

For a cohesive look, add walls or finishing touches to your space with these coordinating products from the **Legacy Collection**.

WALLS




AB[®] CLASSIC PG. 74



HIGHLAND[®] PG. 76

FEATURES



MARINA[™] COPING PG. 80



AQUA-BRIC® TYPE 1

PAVER / 80MM




5 x 10



ARDENNES



GRAPHITE



POTOMAC





ECO URBANA™

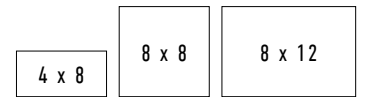
PAVER / 80MM



AVONDALE



BELGIAN STONE




TURFSTONE™

PAVER / 80MM



GRAY



15 3/4 x 23 5/8





FOUNDATION™

CONCRETE FINISH



AMBER BEIGE



SCANDINA GRAY



24 x 24

GENOA™

STONE FINISH


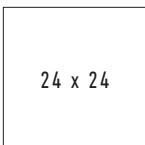
NEW



BLANCO

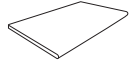


CREMA



NOON

WOOD FINISH



UNICO

12
X
48

MIRAGE
Porcelain Design Sustainability




DAYLIGHT
NN 01 ST



EMBER
NN 02 ST



HONEY
NN 03 ST







SPECIAL
ORDER

QUARZITI 2.0

STONE FINISH



MIRAGE[®]
Porcelain. Design. Sustainability.



  **GLACIER**
QR 01 NAT



  **MOUNTAINS**
QR 02 NAT



  **WATERFALL**
QR 03 NAT



UNICO

24 X 24

FINISH YOUR SPACE

For a cohesive look, add walls or finishing touches to your space with these coordinating products from the **Porcelain Collection**.

UNICO



PG. 82

VENEERS



SEE [BELGARD.COM/VENEER](https://www.belgard.com/veneer) FOR STYLES & COLORS





METROPOLITAN

62
Melville™ Wall

64
Melville™ Tandem
Wall

NATURAL

66
Ashlar Tandem™

68
Belair Wall® 2.0

HERITAGE

70
Castlemanor® Grana

72
Castlemanor® Rustic

73
Weston Stone™

LEGACY

74
AB® Classic Collection

76
Highland® Stone

freestanding • retaining • garden



WALLS

METROPOLITAN
COLLECTION



MELVILLE™

WALL

FREESTANDING / RETAINING WALL



See cap on page 115

4 x 20 x 10

*Swatch represents product color only



ARCTIC WHITE*



MIDNIGHT



SCANDINA GRAY



COORDINATING
WALL CAP AVAILABLE





MELVILLE TANDEM™ WALL

FREESTANDING / RETAINING WALL



7 x 13³/₁₆ x 2⁵/₈ | 7 x 15¹³/₁₆ x 2⁵/₈ | 7 x 18⁷/₁₆ x 2⁵/₈ See cap and construction pieces on page 115 and 116




DANVILLE BEIGE



PEWTER

HGTV
DREAM HOME
PROUD SPONSOR 2021

Belgard.com/HGTVdreamhome



ASHLAR TANDEM™

FREESTANDING / RETAINING WALL

COORDINATING
WALL CAP AVAILABLE



7 x 13³/₁₆ x 2⁵/₈ | 7 x 15¹³/₁₆ x 2⁵/₈ | 7 x 18⁷/₁₆ x 2⁵/₈ See cap and construction pieces on page 116



PEWTER



SHELBY BLEND



BELAIR WALL[®]

2.0

FREESTANDING / RETAINING WALL



6 x 6 x 5 | 6 x 10 x 5 | 6 x 16 x 5
Freestanding

6 x 6 x 8 | 6 x 10 x 8 | 6 x 16 x 8
Retaining

See cap, corner and column units on page 114




COTSWOLD MIST



FOSSIL



HARVEST BLEND



COORDINATING
WALL CAP AVAILABLE



CASTLEMANOR[®]

GRANA

FREESTANDING / RETAINING WALL

COORDINATING
WALL CAP AVAILABLE



6 x 6 / 4 x 10 | 6 x 12 / 10 x 10 | 6 x 16 / 14 x 10 *See cap on page 115*



COLONIAL



MISTY MOUNTAIN



POTOMAC





CASTLEMANOR[®]

RUSTIC

FREESTANDING / RETAINING WALL



COLONIAL



MISTY MOUNTAIN



POTOMAC



See cap on page 115 | 6 x 6 / 4 x 10 | 6 x 12 / 10 x 10 | 6 x 16 / 14 x 10

WESTON STONE™

FREESTANDING / RETAINING WALL



COLONIAL



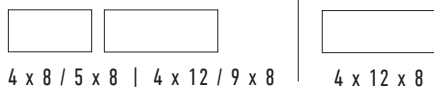
GRAPHITE



MISTY MOUNTAIN



SAVANNAH



4 x 8 / 5 x 8 | 4 x 12 / 9 x 8

4 x 12 x 8

AB[®] CLASSIC COLLECTION

RETAINING WALL

COORDINATING
WALL CAP AVAILABLE



See cap and corners on page 114

8 x 12 x 18



DRIFTWOOD



GREY



POTOMAC




THUNDERHEAD





HIGHLAND STONE®

FREESTANDING / RETAINING WALL



See cap and corners on page 114


6 x 17 $\frac{3}{4}$ x 9



OXFORD



SHEFFIELD



COORDINATING
WALL CAP AVAILABLE





COPING

81
Marina™ Coping

82
Unico

STEPS

80
Landings™ Step Unit

ELEMENTS

86
Beaufort™ Series

88
Bordeaux™ Series

90
Bristol™ Series

92
Brighton™ Series

FIRE FEATURES

94
Weston Stone™ Fire
Pit Kit

LIGHTING

96

PAVER RESTORATION

98

accents • features • accessories




CUSTOMIZE YOUR SPACE




Belgard.com/HGTVdreamhome

LANDINGS™

STEP UNIT



BLUE IRON



BROWN



DESERT TAN




MOONLIGHT


6 x 48 x 18

MARINA™

COPING / 60MM



**Special order, watches represent product color only*



ARCTIC*




COTSWOLD MIST



CAMBRAY TAN



MIDNIGHT



SAVANNAH*

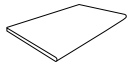
6 x 12



SPECIAL
ORDER

UNICO

COPING



12.99 x 23.54 x 3/4


NOON



DAYLIGHT
NN 01 ST



EMBER
NN 02 ST



HONEY
NN 03 ST



QUARZITI 2.0



v3  **GLACIER**
QR 01 NAT



v3  **MOUNTAINS**
QR 02 NAT



v3  **WATERFALL**
QR 03 NAT





Outdoor Cooking



Grills, ovens, & burners available online to outfit all outdoor cooking styles

Storage



Refrigeration, doors & drawers available online for every access or storage need

ELEMENTS

Outdoor Essentials for Belgard

Complete your project with essential finishing touches designed to work seamlessly with a variety of Belgard products. Elements enhance both beauty and functionality for better outdoor living.



NEW
LINEAR FIRE PIT INSERT
with Artforms™ Modular System

➔ VISIT [Belgard.com/Elements](https://www.belgard.com/Elements)
FOR THE FULL PRODUCT OFFERING

Bar & Sink



Bar prep & sinks available online in multiple styles and sizes

Accessories



Accessories available online for all outdoor cooking needs

Fire Pit Kits



Gas insert kits available online
in round, square, and linear shapes



BEAUFORT™ SERIES

KITCHEN & FIRE FEATURES



**Swatches represent product color only, not surface texture.*



SHELBY / BUFF



LONDON GRAY*/MIDNIGHT



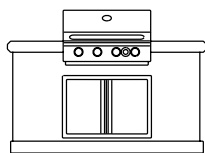
SHELBY / MIDNIGHT



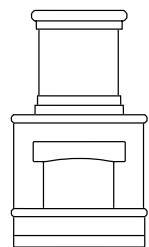
LONDON GRAY*/ BUFF

PLEASE NOTE: All of our fireplaces and fire pits come standard as wood-burning units. However, our fireplaces and fire pits can be retro-fitted for gas burning log sets and burners. Please contact us for more details at 877-235-4273.

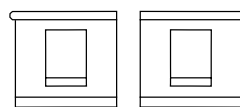
Be sure to check with your local municipality for any codes that may affect your installation. Grill island includes stainless grill and door set. Grill is available in propane or natural gas. Must be specified when placing order.



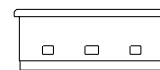
GRILL ISLAND
2'6"D X 5'11"W X 3'5"H
(Grill and doors included)



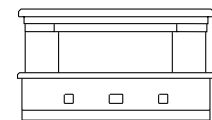
FIREPLACE
2'7"D X 4'3"W X 7'8"H
*Also available in XL:
Approximately 9 ft. tall*



WOOD BOXES
2'1¼"D X 3'3"W X 3'1"H EACH
*Sold as a pair
Also available in XL*




LINEAR FIRE TABLE
2'11"D X 6'2"W X 2'5"H



LINEAR FIREPLACE
3'6½"D X 7'8"W X 4'5¼"H

BORDEAUX™ SERIES

KITCHEN & FIRE FEATURES



SIENNA / BUFF



PEWTER / MIDNIGHT



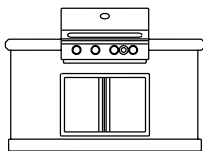
SIENNA / MIDNIGHT



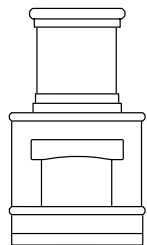
PEWTER / BUFF

PLEASE NOTE: All of our fireplaces and fire pits come standard as wood-burning units. However, our fireplaces and fire pits can be retro-fitted for gas burning log sets and burners. Please contact us for more details at 877-235-4273.

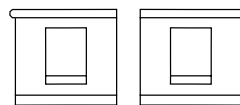
Be sure to check with your local municipality for any codes that may affect your installation. Grill island includes stainless grill and door set. Grill is available in propane or natural gas. Must be specified when placing order.



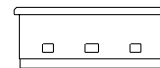
GRILL ISLAND
2'6"D X 5'11"W X 3'5"H
(Grill and doors included)



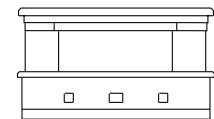
FIREPLACE
2'7"D X 4'3"W X 7'8"H
*Also available in XL:
Approximately 9 ft. tall*



WOOD BOXES
2'1¼"D X 3'3"W X 3'1"H EACH
*Sold as a pair
Also available in XL*



LINEAR FIRE TABLE
2'11"D X 6'2"W X 2'5"H



LINEAR FIREPLACE
3'6½"D X 7'8"W X 4'5¼"H

BRISTOL™ SERIES


KITCHEN & FIRE FEATURES




GASCONY TAN / ASHBURY HAZE




COTSWOLD MIST / BROOKSTONE SLATE



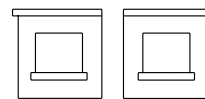
GRILL ISLAND
3'D X 6'4"W X 4'4"H
(Grill and doors included)



FIREPLACE
3'D X 5'W X 9'3"H



HEARTH
2'D X 5'W X 11"H



WOOD BOXES
2'4"D X 3'W X 3'3"H EACH
Sold as a pair

PLEASE NOTE: All of our fireplaces and fire pits come standard as wood-burning units. However, our fireplaces and fire pits can be retro-fitted for gas burning log sets and burners. Please contact us for more details at 877-235-4273.

Be sure to check with your local municipality for any codes that may affect your installation. Grill island includes stainless grill and door set. Grill is available in propane or natural gas. Must be specified when placing order.

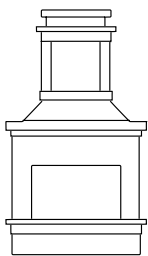
BRIGHTON™ SERIES FIREPLACE



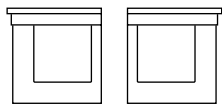
GASCONY TAN / ASHBURY HAZE



COTSWOLD MIST / BROOKSTONE SLATE



FIREPLACE
3'4"D X 4'4"W X 8'4"H



WOOD BOXES
2'4"D X 2'8"W X 2'11"H EACH
Sold as a pair

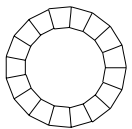
PLEASE NOTE: All of our fireplaces and fire pits come standard as wood-burning units. However, our fireplaces and fire pits can be retro-fitted for gas burning log sets and burners. Please contact us for more details at 877-235-4273.

Be sure to check with your local municipality for any codes that may affect your installation.

design tip
 Upgrade to a gas insert.
 Visit Belgard.com/Elements

WESTON STONE™

FIRE PIT KIT



See more info on page 119



COLONIAL



GRAPHITE



MISTY MOUNTAIN



SAVANNAH

ROUND FIRE PIT:

Outside is 4'7" in diameter
 Stacks up to 4 rows high.
 Metal ring insert included in the kit.



LIGHT *up the* NIGHT



BLUETOOTH® TRANSFORMERS

App based transformer allows for easy set-up and programming

Smart Bluetooth wireless landscape lighting transformer with a dashboard to check status and manually control the lights



150 & 300 Watt



LOW VOLTAGE PATHWAY LIGHTS* for Pathways, Patio Edges & Flower Beds




Traditional Path Light



Classic Path Light



Modern Path Light



ACCENT/SPOT LIGHTS* for Plants, Trees, Houses & Landscape Features



Traditional Accent Light



High Power Accent Light



Wall Wash Light



PAVER LIGHTS for Walkways



6-Inch



8-Inch



9-Inch

HARDSCAPE LIGHTS for Steps & Walls



Traditional
7-Inch



PILLAR LIGHTS for Pillars & Columns



Traditional Pillar Light



Modern Pillar Light



Noble Pillar Light

*Available in black and bronze finish



INSTALLATION & RESTORATION

Techniseal®

Trusted and proven products that speed installation and keep outdoor spaces looking beautiful for years to come.



PAVER PREP

JOINTING PRODUCTS



The smart choice for everyday installations



High-performance, the only real no haze, no dust alternative



No compaction – true alternative to mortar, stone dust and polymeric stone dust



Jointing compound under wet or dry conditions

SEALERS



Matte finish



Enhanced color with satin finish



Natural color with satin finish



Enhanced color with gloss finish



SATIN LOOK SEALER

STICKYSTONE

NOCO

EDGING

ADHESIVES



Hardscape foam adhesive



Vertical hardscape adhesive

EDGING & ACCESSORIES



Edging & spacers



Edging material for finished look



Dry mudset for concrete overlays

STAIN REMOVERS



Organic stain remover



Paint, tar and rubber remover



Rust remover



For motor oil and grease



Professional grade oil and grease remover for deeply set petroleum-based products

CLEANERS



Paver restorer removes haze created by some polymeric sands



Paver Prep dislodges efflorescence and ground-in dirt



DESIGN

ideas &

INSPIRATION





Left: Highland® Wall in Timberline and Belgian Cobble® in Moonlight

Top: Ashlar Tandem™ Wall in Danville Beige and Holland Stone in Potomac

Bottom: Mirage Noon in Daylight





Above: Melville™ Wall in Pewter

Right: Belgian Cobble® in Moonlight and Midnight

*Right Top: Castlemanor® Grana Retaining Wall in Potomac,
Mirage Noon in Ember, Mega-Arbel® in Savannah, and
Marina™ Coping in Cotswold Mist*

*Right Bottom: Dublin Cobble® in Driftwood with Weston
Stone™ Wall in Misty Mountain and Graphite*






AB® Classic Wall in Driftwood




Weston Stone™ Wall and Weston Stone™ Fire Pit Kit in Misty Mountain



Castlemanor® Grana in Potomac and Mirage Noon in Ember



Mega-Arbel® in Savannah



Quarziti 2.0 in Glacier



PAIRING
pavers with DECKING



MoistureShield.

COMPOSITE DECKING

MoistureShield.com




design tip


Mixed pavers with materials like composite decking can create a unique look.






PAVERS

PALLET INFORMATION / ESTIMATING CHART

AQUA BRIC® TYPE 1			SQFT/ PALLET	SQFT/ LAYER	LAYER/ PALLET	UNITS/ PALLET	UNITS/ LAYER	LNFT/PALLET (SOLDIER)	LNFT/PALLET (SAILOR)	UNITS/ SQFT	WEIGHT/ LAYER	WEIGHT/ PALLET
80MM		5 x 10 x 3 3/8"	94	11.75	8	280	35	116.67	233.33	2.88	387.75	3102








BELGIAN COBBLE			SQFT/ PALLET	SQFT/ LAYER	LAYER/ PALLET	UNITS/ PALLET	UNITS/ LAYER	LNFT/PALLET (SOLDIER)	LNFT/PALLET (SAILOR)	UNITS/ SQFT	WEIGHT/ LAYER	WEIGHT/ PALLET
MULT-PIECE		Variable x 2 3/8"	68	11.7	8	704	88	-	-	-	-	1640

CAMBRIDGE COBBLE®			SQFT/ PALLET	SQFT/ LAYER	LAYER/ PALLET	UNITS/ PALLET	UNITS/ LAYER	LNFT/PALLET (SOLDIER)	LNFT/PALLET (SAILOR)	UNITS/ SQFT	WEIGHT/ LAYER	WEIGHT/ PALLET
3-PIECE 60MM		6 x 9 x 2 3/8"	58.46	5.85	-	160	16	80	120	2.75	-	-
		6 x 6 x 2 3/8"	38.7	3.87	-	160	16	80	80	4.09	-	-
		3 x 6 x 2 3/8"	18.94	1.89	-	160	16	40	80	8.38	-	-
TOTAL			116	11.6	10	480	48	160	240	-	301.6	3016
60MM		6 x 9 x 2 3/8"	112.5	11.25	10	-	-	-	-	-	-	2970

DIMENSIONS™ 6			SQFT/ PALLET	SQFT/ LAYER	LAYER/ PALLET	UNITS/ PALLET	UNITS/ LAYER	LNFT/PALLET (SOLDIER)	LNFT/PALLET (SAILOR)	UNITS/ SQFT	WEIGHT/ LAYER	WEIGHT/ PALLET
3-PIECE		3 x 6 x 2 3/8"	120	12	10	160	16	-	240	-	-	3325
		6 x 6 x 2 3/8"				160	16	-		-		
		6 x 9 x 2 3/8"				160	16	-		-		




PAVERS




PALLET INFORMATION / ESTIMATING CHART




DIMENSIONS™ 12			SQFT/ PALLET	SQFT/ LAYER	LAYER/ PALLET	UNITS/ PALLET	UNITS/ LAYER	LNFT/PALLET (SOLDIER)	LNFT/PALLET (SAILOR)	UNITS/ SQFT	WEIGHT/ LAYER	WEIGHT/ PALLET
3-PIECE		6 x 12 x 2 ³ / ₈	120	12	10	120	-	-	120	-	-	3516
		12 x 12 x 2 ³ / ₈					-	-		-	-	
		12 x 18 x 2 ³ / ₈					-	-		-	-	
DIMENSIONS™ 18			SQFT/ PALLET	SQFT/ LAYER	LAYER/ PALLET	UNITS/ PALLET	UNITS/ LAYER	LNFT/PALLET (SOLDIER)	LNFT/PALLET (SAILOR)	UNITS/ SQFT	WEIGHT/ LAYER	WEIGHT/ PALLET
3-PIECE		9 x 18 x 2 ³ / ₈	112.5	11.25	10	50	-	-	-	-	-	3516
		18 x 18 x 2 ³ / ₈					-	-	-	-		
		18 x 27 x 2 ³ / ₈					-	-	-	-		
DIMENSIONS™ ACCENT			SQFT/ PALLET	SQFT/ LAYER	LAYER/ PALLET	UNITS/ PALLET	UNITS/ LAYER	LNFT/PALLET (SOLDIER)	LNFT/PALLET (SAILOR)	UNITS/ SQFT	WEIGHT/ LAYER	WEIGHT/ PALLET
60MM		6 x 9 x 2 ³ / ₈	120	12	10	320	-	-	-	-	-	3328


PAVERS

PALLET INFORMATION / ESTIMATING CHART

ORIGINS™ 6			SQFT/ PALLET	SQFT/ LAYER	LAYER/ PALLET	UNITS/ PALLET	UNITS/ LAYER	LNFT/PALLET (SOLDIER)	LNFT/PALLET (SAILOR)	UNITS/ SQFT	WEIGHT/ LAYER	WEIGHT/ PALLET
3-PIECE		3 x 6 x 2 $\frac{3}{8}$	120	12	10	160	16	-	240	-	-	3325
		6 x 6 x 2 $\frac{3}{8}$				160	16	-		-	-	
		6 x 9 x 2 $\frac{3}{8}$				160	16	-		-	-	


ORIGINS™ 12			SQFT/ PALLET	SQFT/ LAYER	LAYER/ PALLET	UNITS/ PALLET	UNITS/ LAYER	LNFT/PALLET (SOLDIER)	LNFT/PALLET (SAILOR)	UNITS/ SQFT	WEIGHT/ LAYER	WEIGHT/ PALLET
3-PIECE		6 x 12 x 2 $\frac{3}{8}$	120	12	10	-	-	-	120	-	-	3516
		12 x 12 x 2 $\frac{3}{8}$				-	-	-		-		
		12 x 18 x 2 $\frac{3}{8}$				-	-	-		-		


ORIGINS™ 18			SQFT/ PALLET	SQFT/ LAYER	LAYER/ PALLET	UNITS/ PALLET	UNITS/ LAYER	LNFT/PALLET (SOLDIER)	LNFT/PALLET (SAILOR)	UNITS/ SQFT	WEIGHT/ LAYER	WEIGHT/ PALLET
3-PIECE		9 x 18 x 2 $\frac{3}{8}$	112.5	11.25	10	50	-	-	-	-	-	3516
		18 x 18 x 2 $\frac{3}{8}$					-	-	-	-		
		18 x 27 x 2 $\frac{3}{8}$					-	-	-	-		

ORIGINS™ ACCENT			SQFT/ PALLET	SQFT/ LAYER	LAYER/ PALLET	UNITS/ PALLET	UNITS/ LAYER	LNFT/PALLET (SOLDIER)	LNFT/PALLET (SAILOR)	UNITS/ SQFT	WEIGHT/ LAYER	WEIGHT/ PALLET
60MM		6 x 9 x 2 $\frac{3}{8}$	120	12	10	320	-	-	-	-	-	3328

PAVERS





PALLET INFORMATION / ESTIMATING CHART











■ QUARZITI 2.0			SQFT/ PALLET	SQFT/ LAYER	LAYER/ PALLET	UNITS/ PALLET	UNITS/ LAYER	LNFT/PALLET (SOLDIER)	LNFT/PALLET (SAILOR)	UNITS/ SQFT	WEIGHT/ LAYER	WEIGHT/ PALLET
24 X 24		24 x 24 x 3/4	232.5	7.75	30	2	-	-	-	-	72 lbs	2280

■ TURFSTONE™			SQFT/ PALLET	SQFT/ LAYER	LAYER/ PALLET	UNITS/ PALLET	UNITS/ LAYER	LNFT/PALLET (SOLDIER)	LNFT/PALLET (SAILOR)	UNITS/ SQFT	WEIGHT/ LAYER	WEIGHT/ PALLET
80MM		15 3/4 x 23 5/8 x 3 1/8	128	12.8	10	50	5	-	-	0.39	300	3000

WALLS









PALLET INFORMATION / ESTIMATING CHART

AB® COLLECTION			SQFT/ PALLET	SQFT/ LAYER	LAYER/ PALLET	UNITS/ PALLET	UNITS/ LAYER	UNITS/ SQFT	WEIGHT/ LAYER	WEIGHT/ PALLET
AB CLASSIC		8 x 12 x 18	40	-	5	40	-	-	-	3230
CAP		4 x 18 x 12	-	-	8	64	-	-	-	3840
LEFT CORNER		8 x 8 x 16	60	-	2	36	-	-	-	1920
RIGHT CORNER		8 x 8 x 16	60	-	2	36	-	-	-	1920



BELAIR WALL® 2.0			SQFT/ PALLET	SQFT/ LAYER	LAYER/ PALLET	UNITS/ PALLET	UNITS/ LAYER	UNITS/ SQFT	WEIGHT/ LAYER	WEIGHT/ PALLET
SRW		6 x 16 x 8	3.75	1.25	-	15	0.25	20.05	300.7	-
		6 x 10 x 8	6.25	2.09	-	15	0.42	31.44	501.6	-
		6 x 6 x 8	20	6.67	-	30	0.67	53.48	1604	-
TOTAL			30	10	3	60	1.33	-	2406	2405
FSW		6 x 16 x 8	7.5	1.5	-	30	0.25	12.84	385	-
		6 x 10 x 8	12.5	2.5	-	30	0.42	21.4	640	-
		6 x 6 x 8	40	8	-	60	0.67	34.2	2055	-
TOTAL			30	12	5	120	1.33	-	3080	3080
CAP		3 x 8 x 7	18.68	9.34	2	28	0.667	63.93	1790	3348
END CAP		3 x 8 x 8	22.54 SF 92 LF	8	144	126	0.1565	22.62	3258	802
WALL END		6 x 8 x 8	6 SF 24 LF	3	2	36	0.167	22.3	803	1516
COLUMN/ CORNER		6 x 16 x 16	13.98	6.99	2	63	0.33	36	1516	1750





WALLS

PALLET INFORMATION / ESTIMATING CHART

CASTLEMANOR® RUSTIC & CASTLEMANOR® GRANA			SQFT/ PALLET	SQFT/ LAYER	LAYER/ PALLET	UNITS/ PALLET	UNITS/ LAYER	UNITS/ SQFT	WEIGHT/ LAYER	WEIGHT/ PALLET
		6 x 16 / 14 x 10	15.625	3.125	-	25	5	1.5	-	-
		6 x 12 / 10 x 10	11.45	2.29	-	25	5	2	-	-
		6 x 6 / 4 x 10	5.25	1.05	-	25	5	4	-	-
TOTAL			32.3	6.46	5	75	15	-	686.2	3431
CAP			72	-	6	59.76	12	1.2	360	2160

HIGHLAND STONE®			SQFT/ PALLET	SQFT/ LAYER	LAYER/ PALLET	UNITS/ PALLET	UNITS/ LAYER	UNITS/ SQFT	WEIGHT/ LAYER	WEIGHT/ PALLET
STANDARD		6 x 17 $\frac{3}{4}$ x 9	44.5	8.9	5	60	12	-	660	3300
CORNER		6 x 17 $\frac{3}{4}$ x 9	-	-	-	50	10	-	525	4000
CAP		3 x 17 $\frac{1}{4}$ / 10 $\frac{3}{8}$ x 9	-	-	10	80	8	-	280	2800


MELVILLE™ WALL			SQFT/ PALLET	SQFT/ LAYER	LAYER/ PALLET	UNITS/ PALLET	UNITS/ LAYER	UNITS/ SQFT	WEIGHT/ UNIT	WEIGHT/ PALLET
UNIT		4 x 20 x 10	26.67	4.44	6	48	-	1.79	63.75	3060
CAP		2 x 20 x 13	100 LF	10 LF	10	60	-	1.66 LF	41.67	2500





MELVILLE™ TANDEM			SQFT/ PALLET	SQFT/ LAYER	LAYER/ PALLET	UNITS/ PALLET	UNITS/ LAYER	UNITS/ SQFT	WEIGHT/ LAYER	WEIGHT/ PALLET
UNIT 1		7 x 13 $\frac{3}{16}$ x 2 $\frac{5}{8}$	19.2	3.2	-	30	.64	-	95	570
UNIT 2		7 x 15 $\frac{3}{16}$ x 2 $\frac{5}{8}$	23.1	3.85	-	30	.77	-	116	696
UNIT 3		7 x 18 $\frac{1}{16}$ x 2 $\frac{5}{8}$	27	4.5	-	30	.90	-	136	816
TOTAL			70.01	11.69	6	90	2.31	-	347	2082
TANDEM CAP		15 x 24 x 3 $\frac{1}{4}$	20 SF / 64 LF	2.5	8	32	.625 SF / 2 LF	-	373.75	2990

WALLS

PALLET INFORMATION / ESTIMATING CHART

WESTON STONE			SQFT/ PALLET	SQFT/ LAYER	LAYER/ PALLET	UNITS/ PALLET	UNITS/ LAYER	UNITS/ SQFT	WEIGHT/ LAYER	WEIGHT/ PALLET
2-PIECE		4 x 12 / 9 x 8	-	-	-	-	-	-	-	-
		4 x 8 / 5 x 8	-	-	-	-	-	-	-	-
TOTAL			23.1	3.3	88	-	12	-	-	-
UNIVERSAL		4 X 12 X 8	39.96	6.66	120	6	20	3.003	640	3840

U START™ BASE BLOCK			SQFT/ PALLET	SQFT/ LAYER	LAYER/ PALLET	UNITS/ PALLET	UNITS/ LAYER	LNFT/PALLET (SOLDIER)	LNFT/PALLET (SAILOR)	UNITS/ SQFT	WEIGHT/ LAYER	WEIGHT/ PALLET
80MM		12 x 16½ x 3½	-	11 (LNFT)	7	56	8	-	-	77	730	2870

ASHLAR TANDEM™			SQFT/ PALLET	SQFT/ LAYER	LAYER/ PALLET	UNITS/ PALLET	UNITS/ LAYER	UNITS/ SQFT	WEIGHT/ LAYER	WEIGHT/ PALLET
UNIT 1		7 x 13¾ x 3	19.2	3.2	-	30	5	1.56	-	-
UNIT 2		7 x 15¾ x 3	23.55	3.92	-	30	5	1.3	-	-
UNIT 3		7 x 18½ x 3	27.35	4.56	-	30	5	1.12	-	-
TOTAL			70.01	11.68	6	90	15	-	208.2	1750
COLUMN UNIT		7 x 18½ x 3	45	9	5	45	9	2 Columns/ Pallet	461.2	2306

TANDEM COLUMN KIT

1 Column Cage Frame

1 Bag of Connectors


Veneer

TANDEM
COLUMN UNIT*COLUMN GRID
HEIGHT 42"

CONNECTOR

TANDEM WALL
COLUMN CAP

Ashlar Tandem

24 x 24 x 3¼
(Sold Separately)

TANDEM MODULAR GRID


1 Grid Piece

25 Veneer

10 Loop Clamps
& ScrewsASHLAR TANDEM
UNITS


MODULAR GRID


CONNECTOR

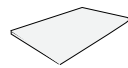
42 x 28¾
Vertical or Horizontal Application

COPING & STEPS

PALLET INFORMATION / ESTIMATING CHART

LANDINGS STEP			SQFT/ PALLET	SQFT/ LAYER	LAYER/ PALLET	UNITS/ PALLET	UNITS/ LAYER	LNFT/PALLET (SOLDIER)	LNFT/PALLET (SAILOR)	UNITS/ SQFT	WEIGHT/ LAYER	WEIGHT/ PALLET
UNIT		6 x 48 x 18	-	-	-	6	2	-	-	-	-	2760

MARINA COPING			SQFT/ PALLET	SQFT/ LAYER	LAYER/ PALLET	UNITS/ PALLET	UNITS/ LAYER	LNFT/PALLET (SOLDIER)	LNFT/PALLET (SAILOR)	UNITS/ SQFT	WEIGHT/ LAYER	WEIGHT/ PALLET
60MM		6 x 12 x 2 $\frac{3}{4}$	97.5 LF	2.5 LF	5	195	-	-	3608	-	600	2807

UNICO			GROSS WEIGHT / BOX	PIECES / BOX	SQ FT / BOX	BOXES / FULL PALLET	LN FT / PALLET	PALLET GROSS WEIGHT
UNICO		12.99 x 23.54 x $\frac{3}{4}$	52 lbs	3	6.37	40	254.82	2080 lbs

FIRE FEATURES

PALLET INFORMATION / ESTIMATING CHART

BORDEAUX™ SERIES	BODY / ACCENT COLOR	ITEM CODE	UNIT WEIGHT
Fireplace	Sienna / Buff	70300791	4200
Wood Boxes	Sienna / Buff	13140001	3070
Brick Oven	Sienna / Buff	13000012	6215
Grill Island (Napoleon)	Sienna / Buff	70583280	3055
Grill Island (NP)	Sienna / Buff	13110010	3055
Fireplace	Sienna / Midnight	13070014	4200
Wood Boxes	Sienna / Midnight	13140020	3070
Brick Oven	Sienna / Midnight	13000014	6215
Grill Island (Napoleon)	Sienna / Midnight	13110014	3055
Grill Island (NP)	Sienna / Midnight	13110015	3055


BRISTOL™ SERIES	BODY / ACCENT COLOR	ITEM CODE	UNIT WEIGHT
Fireplace	Gascony / Ashbury	70580261	7245
Wood Boxes	Gascony / Ashbury	70580334	3950
Hearth	Gascony / Ashbury	70580262	1180
Brick Oven	Gascony / Ashbury	70583280	6925
Grill Island (Napoleon)	Gascony / Ashbury	13110008	4125
Grill Island (NP)	Gascony / Ashbury	11130250	4125
Fireplace	Cotswold / Brookstone	70580312	7245
Wood Boxes	Cotswold / Brookstone	70580534	3950
Hearth	Cotswold / Brookstone	70580309	1180
Brick Oven	Cotswold / Brookstone	70580205	6925
Grill Island (Napoleon)	Cotswold / Brookstone	13110009	4125
Grill Island (NP)	Cotswold / Brookstone	13110256	4125

FIRE FEATURES

PALLET INFORMATION / ESTIMATING CHART

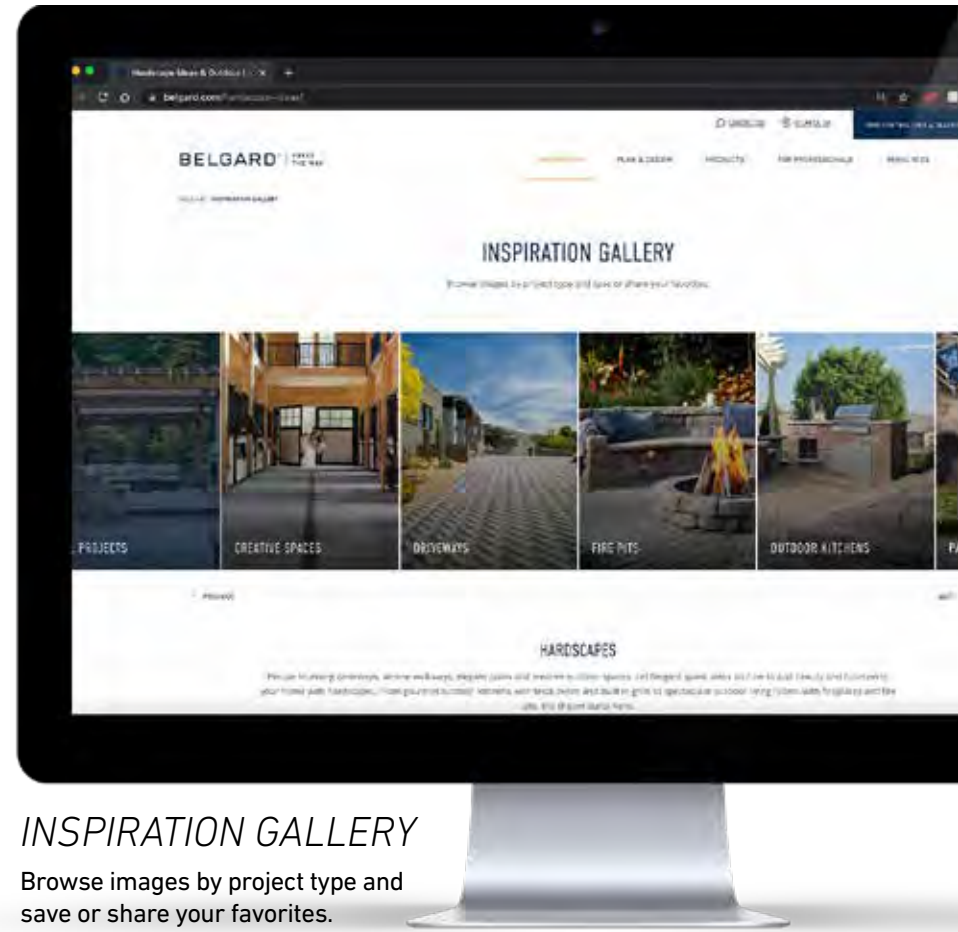
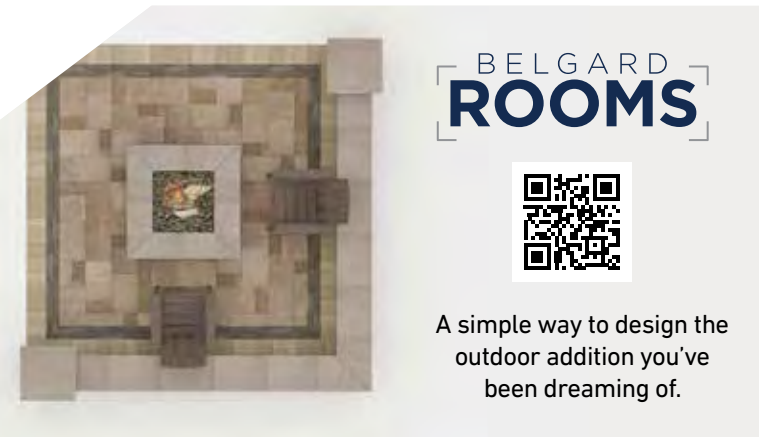
BEAUFORT SERIES	BODY / ACCENT COLOR	UNIT WEIGHT
Fireplace	Shelby / Midnight	4200
Wood Boxes	Shelby / Midnight	3070
Brick Oven	Shelby / Midnight	6215
Egg Island (NEW)	Shelby / Midnight	3150
Grill Island (NP)	Shelby / Midnight	3055
Grill Island (LP)	Shelby / Midnight	3055

BRIGHTON™ SERIES	BODY / ACCENT COLOR	UNIT WEIGHT
Fireplace	Gascony / Ashbury	5825
Wood Boxes	Gascony / Ashbury	3200
Fireplace	Cotswold / Brookstone	5825
Wood Boxes	Cotswold / Brookstone	3200

WESTON STONE™ FIRE PIT		HEIGHT	OUTSIDE DIAMETER	INSIDE DIAMETER	RING INCLUDED	UNITS/PALLET	UNITS/SQFT	WEIGHT/UNIT	WEIGHT/LAYER	WEIGHT/PALLET
KIT		16"	Approx. 55"	Approx. 40"	Yes	48	–	19.79	–	1298 without insert

RESOURCES

We offer an array of resources to help plan and design an outdoor living addition.



OUTDOOR LIVING BY BELGARD BLOG

The art of designing, living in, and loving outdoor spaces.



INSPIRATION GALLERY

Browse images by project type and save or share your favorites.



PROJECT GUIDE

Everything you need to know about planning an outdoor living project.



DIGITAL CATALOG

Download or share a digital version of this catalog.



RESOURCE GUIDE

Installation tips, laying guides and estimating tools for contractors.



MID-SOUTH

ROCKWOOD

600 Cardiff Valley Road
Rockwood, TN 37854
Ph: 888-624-3088

CLARKSVILLE

4235 Gutherie Highway
Clarksville, TN 37040
Ph: 866-694-5326

STAY CONNECTED



OutdoorLivingbyBelgard



BelgardOutdoorLiving



BelgardHardscapes



Belgard



Belgard



Belgard.com/Blog

PEACE OF MIND, GUARANTEED

LIFETIME TRANSFERABLE LIMITED WARRANTY

Oldcastle® APG, Inc. ("Belgard") is proud to inform you that all of our interlocking concrete paver and retaining walls ("Products") meet and/or exceed the requirements of ASTM C-936 and ASTM C-1372. Belgard® guarantees its Products against these standards for the lifetime of the Product defined by ICPI. This guarantee does not apply to splitting, chipping or other breakage that could be caused by impact, abrasion or overloading. This warranty is transferable. The original proof of purchase is required.

This warranty is only valid if the material is installed under the guidelines of the ICPI (www.ICPI.org), The NCMA (www.ncma.org) or the Belgard Installation Guideline Manual. Improper installation voids this warranty. This warranty is for residential applications only and does not apply to commercial applications. It is recommended that the job be installed by a Belgard Contractor Program participant who guarantees their workmanship for a minimum of 3 years from the date of install. For warranty service, contact Belgard at 1-877-BELGARD. A service representative will investigate your claim within 10 business days. If the Belgard product fails to meet the specifications, Belgard will replace the defective product at no charge. Color matching cannot be guaranteed. Belgard will not be responsible for any replacement labor, consequential damages or incidental damages. This warranty gives you specific legal rights, and you may also have other rights which vary from state to state. Some states do not allow for the exclusion or limitation of incidental or consequential damages, so the above limitation or exclusion may not apply to you.

For specific information regarding warranty coverage and exclusions in regards to the Elements™ and Porcelain Paver products, please visit: Belgard.com/Warranty.

PRODUCT INDEX

PAVERS

Aqua-Bric® Type 1	50
Belgian Cobble®	40
Cambridge Cobble®	46
Dimensions™ 6	18
Dimensions™ 12	20
Dimensions™ 18	22
Dimensions™ Accents	24
Dublin Cobble®	42
Eco Dublin®	52
Genoa	54
Foundation	55
Holland Stone	48
Mega-Arbel® Patio Slab	36
Mega-Lafitt®	38
Mega-Stone™	44
Noon	56
Origins™ 6	28
Origins™ 12	30

Origins™ 18	32
Origins™ Accents	34
Quarziti 2.0	58
Turfstone™	53

WALLS

Ashlar Tandem™	66
AB® Collection	74
Belair Wall® 2.0	68
Castlemanor® Grana	70
Castlemanor® Rustic	72
Highland Stone®	76
Melville™ Wall	62
Melville Tandem™	64
Weston Stone™	73

FEATURES

Artforms™ Panel System	12
Beaufort™ Series	86
Bordeaux™ Series	88
Brighton™ Series	92
Bristol™ Series	90
Landings™ Step	80
Marina™ Coping	81
Unico	82
Weston Stone™ Fire Pits	94

COLLECTIONS LEGEND

Metropolitan Collection
Natural Collection
Heritage Collection
Legacy Collection
Environmental Collection
Porcelain Collection



BELGARD[®]
PAVES THE WAY[™]

© Copyright 2021 Oldcastle APG, Inc. All Rights Reserved. BEL21-515

BELGARD.COM

PICTURED ON THE COVER: AVANT GARDENS & HARDSCAPES
CAMBRIDGE COBBLE, BELGIAN COBBLE AND MARINA COPING